


Angle contact thermocouple Type K with PVC cable with glass fibre cable

Article no.: 802083 4211

Our type K angled contact thermocouple with glass fiber cable is used for temperature measurements on smooth surfaces, such as in hot runner technology. The sensor is attached using a screw connection and the existing barb. The glass fiber cable is crimped and offers less sealing compared to other cable materials due to the insulation material used. However, it is ideally suited for use in temperature ranges up to +400 °C. We offer various cable lengths and connection plugs so that you can adapt the thermocouple optimally to your installation situation. You will find suitable plugs and connection cables in our accessories.



General Information	
Measuring range	-40 °C to +400 °C depending on chosen connection cable
Perm. °C range cable	-50 °C to +400 °C
Accuracy	-40 °C to +375 °C: ±1,5 °C 375 °C to 1.000 °C: ±0,004 t according to DIN IEC 60584 Class 1

Supply and output	
Measuring element	Thermocouple Type K
Measuring point	Measuring point isolated
Measurement signal	Thermovoltage

Ambient conditions	
Protection class	IP20 according to DIN 60529 (depending on cable)
Humidity and moisture condensation resistance	according to application-specific qualification

Certificates and Standards	
Standards	DIN EN 61326-1:2013 DIN EN IEC 63000:2019-05
Directive	RoHS 2011/65/EU 2014/30/EU



- Customizable options**
- C - Length protection sleeve
 - E - Material connection cable
 - F - Length connection cable
 - G - Connector
 - H - Bend protection

Contact body							
Picture	Contact body		Dimensioning		Protection sleeve		Drawing
	Contact geometry	Square with step and hook	Length (mm)	20	C -Length protection sleeve		
	Material	Stainless Steel	Width (mm)	8	Length (mm)	Code	
	Mounting hole (mm)	4,5	Height (mm)	8	12 ¹⁾	C0012	
	We offer other contact bodies on request.				16 ¹⁾	C0016	
					24 ¹⁾	C0024	
					Ø (mm)	4 ¹⁾	

E - Cable material and configuration connection cable											
Picture	Code	Type	Color	IP	From (°C) ¹⁾	To (°C) ¹⁾	Outside material	Material strand	Ø (mm) ²⁾	Q (mm ²)	Color strand
	E8320	Thermocouple cable	Type K ³⁾	IP20	-50	+400	Varnish	Glass fibre	3,0	0,22	gn, wt
Insulation resistance: ≥ 100 MOhm a min. 100 VDC ¹⁾ Perm. range °C ²⁾ Tolerance ± 0,2 mm ³⁾ Color according to IEC 584 ⁴⁾ per thermocouple											

MW / KC / 22.05.2025

Testo Sensor GmbH

F - Length								
Code	F010	F020	F030	F040	F050	F100	F150	F200
m	1	2	3	4	5	10	15	20

Other lengths on request

G - Connector			
Picture	Code	Feature	Technical drawing - Stecker
	G01	Insulated end ferrules (50 mm)	
	G12	Mini-TC connector Type K gn	<p>16 8 19 12 Flachstecker / Flat Plug IP: 42</p>
	G19	Mini-TC connector Type K ye	
	G32	TC connector Type K gn	<p>25,4 8 35 15 Rundstecker / Round Plug IP: 42</p>
	G39	TC connector Type K ye	

H - Bend protection					
Picture	Length (mm)	Material	Code	Feature	
	50	Stainless steel spring 1.4310 SUS 302	H0	Without (Standard)	
			H1	Metal bend protection	

Your order code					
Article no.	Length protection sleeve	Material connection cable	Length connection cable	Connector	Bend protection
802083 4211	C_____	E_____	F_____	G_____	H_____

Delivery and Assembly	
Assembly instructions	by means of screw fastening
Delivery and Packaging	Probe, separately packaged in PE bag

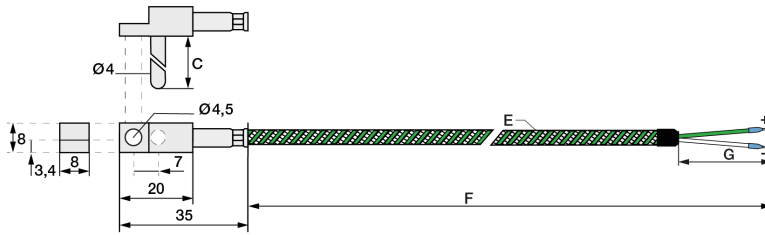
Important assembly advices	
<p>The surface must be brightly polished and free of residues. Please attach the probe firmly. Please ensure good thermal contact, use thermal paste if necessary. Depending on the requirements, it may be useful to insulate the probe to minimize the influence of the ambient temperature.</p>	

MW / KC / 22.05.2025

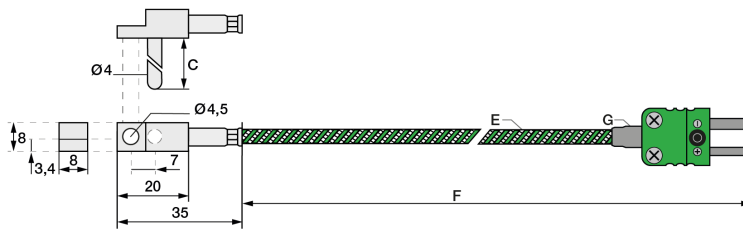
Technical drawing

Customizable options	C - Length protection sleeve E - Material connection cable	F - Length connection cable G - Connector	H - Bend protection All dimensions in mm
-----------------------------	---	--	---

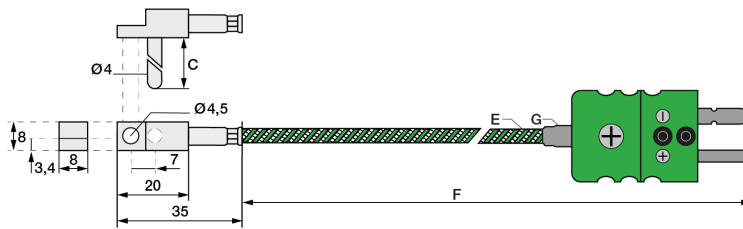
Version with insulated end ferrules



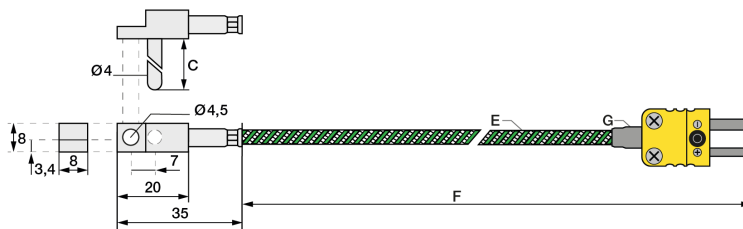
Version with Mini TE connector



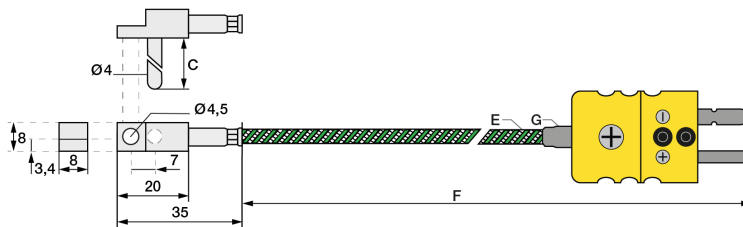
Version with TE connector



Version with Mini TE connector



Version with TE connector



MW / KC / 22.05.2025


Testo Sensor GmbH

+49 7653 96597-71
 Testo-Straße 1
 D-79853 Lenzkirch
 webshop@testo-sensor.de
 Please find our whole temperature probe and transmitter portfolio in our webshop at: www.testo-sensor.shop

Managing Director: Prof. Burkart Knospe, Timo Löffler
 Amtsgericht Freiburg HRB 706025 | Umsatzsteuer-ID.: DE274417683

Matching accessories: Thermocouple cables

Thermocouple cables - Please select your desired cable first.

	Order code	Type	Color	IP	From (°C) ¹⁾	To (°C) ¹⁾	Outside material	Material strand	Ø (mm) ²⁾	Q (mm ²)	Color strand	Ω / m ⁴⁾
	809340 2	Thermocouple cable	Type K ³⁾	IP20	-50	+400	Varnish	Glass fibre	3,0	0,22	gn, wt	4,50

Insulation resistance: ≥ 100 MOhm at min. 100 VDC | ¹⁾per. °C range | ²⁾Tolerance ± 0.2 mm | ³⁾ Color according to IEC 584 | ⁴⁾per thermocouple

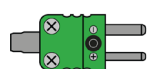
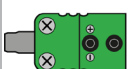
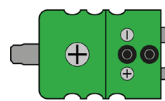
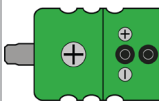
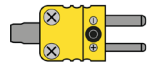
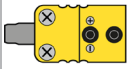
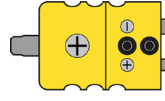
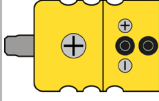
Now please select the length and add the code to the article no. of the cable.

Length (m)	1	2	5	10	20
Code	010	020	050	100	200

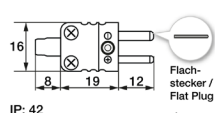
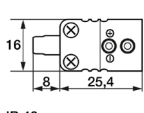
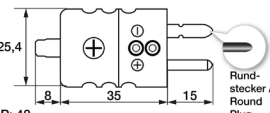
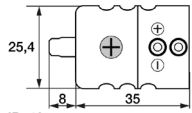
Please append these digits to the part number of your desired cable.

Matching accessories: Connector

G - Connector

Picture	Code	Feature	Picture	Code	Feature
	809140 2000	Mini-TC connector Type K gn		809100 2000	Mini-TC coupling Type K gn
	809150 2000	TC connector Type K gn		809110 2000	TC coupling Type K gn
	809140 2001	Mini-TC connector Type K ye		809100 2001	Mini-TC coupling Type K ye
	809150 2001	TC connector Type K ye		809110 2001	TC coupling Type K ye

Technical drawing - Connector

	Mini-TC connector		Mini-TC coupling
	TC connector		TC coupling

Other connectors available on request


MW / KC / 22.05.2025

Testo Sensor GmbH

+49 7653 96597-71
 Testo-Straße 1
 D-79853 Lenzkirch
 webshop@testo-sensor.de
 Please find our whole temperature probe and transmitter portfolio in our webshop at: www.testo-sensor.shop

Managing Director: Prof. Burkart Knospe, Timo Löffler
 Amtsgericht Freiburg HRB 706025 | Umsatzsteuer-ID.: DE274417683

Matching accessories: Heat-conducting paste

Heat-conducting paste		
Picture	Article no.	809540 1000
	Content	10 ml
	Thermal conductivity	>2.5 W/mK
	Min / Max °C	-30 °C to +280 °C
	Thermal resistance	< 0.126

MW / KC / 22.05.2025

Testo Sensor GmbH

Testo-Straße 1
D-79853 Lenzkirch

+49 7653 96597-71

webshop@testo-sensor.de

Please find our whole temperature probe and transmitter portfolio in our webshop at: www.testo-sensor.shop

Managing Director: Prof. Burkart Knospe, Timo Löffler

Amtsgericht Freiburg HRB 706025 | Umsatzsteuer-ID.: DE274417683