


Contact probe with ring and glass fibre cable

Article no.: 802082 1011

Our contact probe with ring and glass fibre cable is used for temperature measurements on smooth surfaces in machine and apparatus construction. It is attached via a screw connection and can be mounted directly onto the surface with the ring. Glass silk cables are crimped and have a poorer seal than other cable materials due to the insulation material used, but can be used in temperature ranges up to +400 °C. Simply select the required configuration features and send us the order code.



Customizable options

- A - Measuring element
- B - Connection Type
- E - Material connection cable
- F - Length connection cable
- G - Connector

General Information	
Measuring range	-50 °C to +400 °C depending on sensor Type and connection cable
Perm. °C range cable	-50 °C to +400 °C
Accuracy	depending on sensor Type
Supply and output	
Max. meas. current	max. 1 mA
Supply voltage	approx. 5 V depending on measurement current
Measurement signal	passive (resistance value)
Ambient conditions	
Protection class	IP20 according DIN 60529 (depending on cable)
Humidity and moisture condensation resistance	according to application-specific qualification
Certificates and Standards	
Standards	DIN EN 61326-1:2013 DIN EN IEC 63000:2019-05
Directive	RoHS 2011/65/EU 2014/30/EU

A - Measuring element				
Code	Sensor	Accuracy / Tolerance resistance	From (°C) ¹⁾	To (°C) ¹⁾
A012	Pt100	Cl. B dT = ±(0,30 °C + 0,005 t) ¹⁾	-50 °C	+400 °C
A011	Pt100	Cl. A dT = ±(0,15 °C + 0,002 t) ¹⁾	-50 °C	+300 °C
A022	Pt500	Cl. B dT = ±(0,30 °C + 0,005 t) ¹⁾	-70 °C	+500 °C
A032	Pt1000	Cl. B dT = ±(0,30 °C + 0,005 t) ¹⁾	-50 °C	+400 °C
A031	Pt1000	Cl. A dT = ±(0,15 °C + 0,002 t) ¹⁾	-50 °C	+300 °C

¹⁾according to IEC 751 / EN 60751 | ²⁾ Perm. range °C | Please note that the measuring range depends on the measuring element and the connecting cable. | Detailed information and the characteristics can be found in our download area.

B - Connection Type	
Code	Conn. Type
B2	2-Wire (2W)
B3	3-Wire (3W)
B4	4-Wire (4W)

Possible connections			
Sensor	2W	3W	4W
Pt	✓	✓	✓

KC / MWA / 14.03.2024


Testo Sensor GmbH

Contact body					
Picture	Contact body		Dimensioning		Drawing
	Contact geometry	Ring	Total length (mm)	36	
	Material	Brass	Height (mm)	6	
	Mounting hole (mm)	6,8	Ø (mm)	16	
	We offer other contact bodies on request.				

E - Cable material and configuration connection cable												
Picture	Code	Connection Type	Color	IP	From (°C) ¹⁾	To (°C) ¹⁾	Outside material	Material strand	Color strand	Ø (mm) ²⁾	Q (mm ²) ³⁾	Ω / m ⁴⁾
	E3300	2-Wire	steel	IP20	-50	+400	Varnish	Glass fibre	rd, wt	3,2	0,22	0,09
	E3301	3-Wire	steel	IP20	-50	+400	Varnish	Glass fibre	rd, wt, rd	3,2	0,22	0,09
	E3302	4-Wire	steel	IP20	-50	+400	Varnish	Glass fibre	rd, wt, rd, wt	3,4	0,22	0,09

Insulation resistance: ≥ 100 MOhm a min. 100 VDC | ¹⁾Perm. range °C | ²⁾Tolerance ± 0,2 mm | ³⁾ Tolerance ± 0,03 mm² | ⁴⁾ per single strand

F - Length									G - Connector	
Code	F010	F020	F030	F040	F050	F100	F150	F200	Code	G01
m	1	2	3	4	5	10	15	20	Feature	Insulated end ferrules (50 mm)



Other lengths on request

Your order code					
Article no.	Measuring element	Connection Type	Material connection cable	Length connection cable	Connector
802082 1011	A_____	B_____	E_____	F_____	G_____

Delivery and Assembly	
Assembly instructions	by means of screw fastening
Delivery and Packaging	Probe, Heat-conducting paste, seperatly packaged in PE bag

Important assembly advices	
<p>Oberfläche sauber und rückstandsfrei / Surface clean and residue-free</p> <p>Wärmeleitpaste verwenden! / Use heat-conducting paste!</p> <p>Montage mittels Schraubbefestigung / Mounting by screw fastening</p> <p>Bei Bedarf isolieren / Insulate if required</p>	<p>The surface must be polished and free of residue. Please attach the probe firmly. Please ensure good thermal contact and use thermal conduction paste if necessary. Depending on the requirements, it may be advisable to insulate the probe to minimize the influence of the ambient temperature.</p>

KC / MWA / 14.03.2024

Testo Sensor GmbH

+49 7653 96597-71

Geschäftsführer: Prof. Burkart Knospe, Martin Arndt, Timo Löffler

Testo-Straße 1

webshop@testo-sensor.de

Amtsgericht Freiburg HRB 706025 | Umsatzsteuer-ID.: DE274417683

D-79853 Lenzkirch

Unser gesamtes Temperaturfühler- und Transmitter- Portfolio finden Sie in unserem Webshop unter: www.testo-sensor.shop

Technical drawing

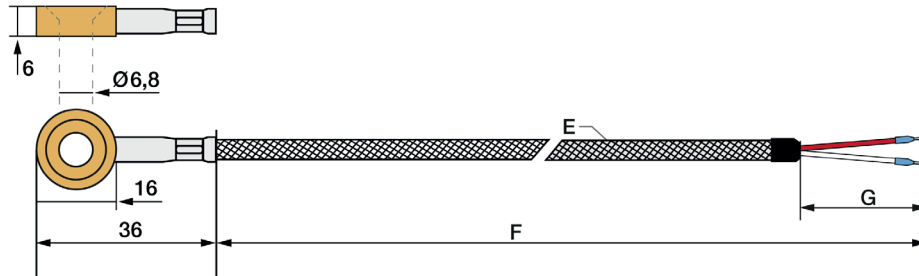
Customizable options

A-Measuring element
 B-Connection Type
 -

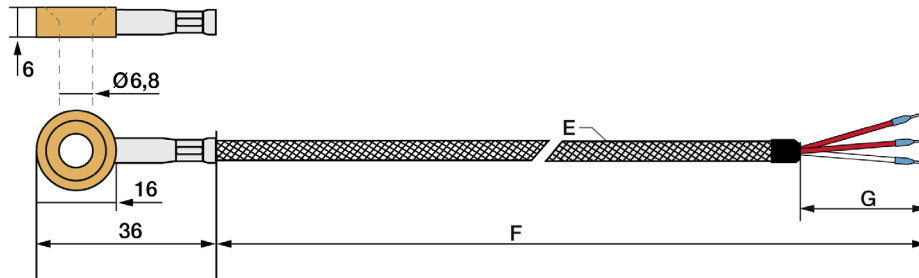
E-Material connection cable
 F-Length connection cable
 G-Connector

All dimensions in mm

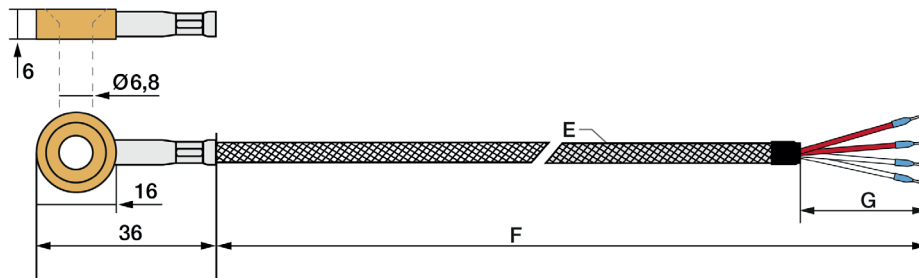
2-Wire version



3-Wire version



4-Wire version



KC / MWA / 14.03.2024


Testo Sensor GmbH

Testo-Straße 1
 D-79853 Lenzkirch

+49 7653 96597-71
 webshop@testo-sensor.de
 Unser gesamtes Temperaturfühler- und Transmitter- Portfolio finden Sie in unserem Webshop unter: www.testo-sensor.shop

Geschäftsführer: Prof. Burkart Knospe, Martin Arndt, Timo Löffler
 Amtsgericht Freiburg HRB 706025 | Umsatzsteuer-ID.: DE274417683

Matching accessories: Heat-conducting paste

Heat-conducting paste		
	Article no.	809540 1000
	Content	10 ml
	Thermal conductivity	>2.5 W/mK
	Min / Max °C	-30 °C to +280 °C
	Thermal resistance	< 0.126

KC / MWA / 14.03.2024

Testo Sensor GmbH

Testo-Straße 1
D-79853 Lenzkirch

+49 7653 96597-71
webshop@testo-sensor.de

Unser gesamtes Temperaturfühler- und Transmitter- Portfolio finden Sie in unserem Webshop unter: www.testo-sensor.shop

Geschäftsführer: Prof. Burkart Knospe, Martin Arndt, Timo Löffler
Amtsgericht Freiburg HRB 706025 | Umsatzsteuer-ID.: DE274417683